

KZ ACOUSTICS
USER GUIDE

⚠ WARNING

Safe use of headphones

To prevent possible hearing damage, please do not listen at high volume levels for long periods.

When you drive, you do not use headphones.

Do not use the headset in unsafe situations, such as driving, crossing the street or engage in any activity requires your full attention, or in such environment. Motorists using the headset is not only dangerous, but also illegal in many places also belong to, because it will reduce the chance that you hear in your life outside of the vehicle in relation security of the sound, such as other automotive whistle and sirens. Do not wear a headset, you can instead use while driving the car FM transmitter to the contents of the removable media device.

⚠ NOTE

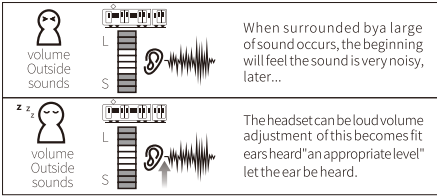
- Before using certain turn down the volume, if your output device sound excessive, not only shock the ears, light are diaphragm folds. In severe cases, the voice coil of headphones burned.
- Let the headset away from magnetic. Under the influence in other magnetic field, speaker unit the magnetic decline, over time sensitivity will drop!
- Let the headset it away from moisture. In wet conditions, the components within the headphone unit will rust, lead to increased resistance, your headphones will sound biased.
- Do not disassemble. Some of the headphones are very difficult to open, some headphones do not have a special method is not open, even if the opens, 80% also make the headset does not appear to work or partial tone.
- Away from chemicals. organic corrosion to the headphone to the headphones shell coating, appearance will does not look good.
- Winter is best not to use in outside. Winter cold, wire rather hard, brittle, easily broken by excessive bending wire. In this case do not for headphone cable heating, temperatures will accelerate the aging of wires.

Hearing Safety Information

In order to avoid hearing damage, before connecting the headphones, reduce the volume of the music player, after the headset into the ear, and then gradually increase the volume until you reach a comfortable listening level. Above the noise level decibels (dB) measure, exposure to noise 85dB or higher can cause gradual hearing loss, please supervise your usage. Hearing impairment is a function of loudness versus time, the sound louder, the shorter period of time that you can be exposed; the more gentle voice, the longer the period of time that you can listen to.

Adjust the sensitivity for ear

In the strong noise subway, even if the surrounding environment is noisy, but because of the sensitivity of the ear can be adjusted so that the sound can be listened to with the environmental conditions adjusted accordingly, so that the unpleasant sensation caused by the gradual elimination of noise, people can sleep in this environment.



All kinds "sound pressure" able to withstand time limit diagram

(America Occupational Safety and Health Administration [OSHA])

Occupational Safety and Health Administration

Job-site safety and health-related laws and regulations (Occupational Noise Exposure; Hearing Conservation Amendment, 29 CFR 1910.95)

This form refers to the relevant labor conditions, for a variety of noise environments bear the greatest timetable, although the music appreciation, but even if not especially extreme noise, if prolonged exposure to this environment, will also have a bad effect on hearing, this point is very important.

NOTE:
Within one day can withstand of the time.

TIME	SOUND PRESSURE
8h	90dB
6h	92dB
4h	95dB
3h	97dB
2h	100dB
1h and a half	102dB
1h	105dB
30 min	110dB
30 min or less	115dB

Earplugs choice

KZ front of the ear headphones will bring the merits of the difference of the sound. If worn correctly, you can better isolate outside noise interference, enhanced bass response, for better tonal balance, and let the headset to better fit your ears. Of course, the right to wear but also make people feel more comfortable. Since each person's ear is not the same, so earplugs KZ provide several

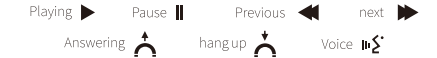
different sizes and designs. To get your earbuds fit perfectly, require and error. Try all that comes with earbuds KZ find the most suitable size and shape of your ear canal. We recommend that you try the smallest of the ear, followed by a greater use of some earplugs, until you find a good fit, and keep in the ear will not fall out, both comfortable and right ear. You can also try different types of earplugs, to see which type is best for you.



Use wire microphone

Some models headphone and microphone built-in remote control, you can match your smartphone, music player or tablet PCs and other devices.

Note: Varies with device function



Answer or hang up the phone: press and release the center button once to answer a call, repeated operations will hang up the phone. Rejecting a call: Press the center button and hold it for more than two seconds, then release. When you release will be issued twice finished sound, indicating that the operation was successful. Voice Command: Press and hold the center button until the voice activation starts. Features vary by device. Remote control functions: play/pause, previous/next song, answer/end, voice commands.

Headphone burn in knowledge

Did not use a headset, you need to use the run after a period of time before they can use the headset unit diaphragm complete drives smoothly, and thus enhance the output quality of performance. Triaditional headphones burn in process is very complex, and in the middle need to spend energy to a large extent influence the listener's mood. KZ acoustics in early 2015, in a full range of brand products in all KZ latest diaphragm structure, and the diaphragm

technology restructuring plan submitted to the relevant patent application. It is all in the January 2015 purchase of KZ headset burn in away from the traditional way, you only need to set a medium volume, play any song, five minutes time you can play to the pronunciation unit.

Headphone knowledge of science

Background noise:

Headsets can not show directly out background noise, the headset is just a passive sound device, when the playback device a sound signal to a headphone terminal when the headset will show a corresponding sound of the signal. Please therefore be understood as a signal noise floor, if you wear headphones to listen to music when you can feel a significant background noise, which we may need to carefully check the equipment to play the next circuit problem.

Partial tone:

Hearsets partial tone refers to the emergence side while loud sounds small, or only background sound and other issues while using the headset when playing music. If you experience similar problems, please headphone plug and the device interface to check whether the presence of foreign material under, and wipe

with alcohol cotton under the corresponding interface, plug position. A similar problem exists or if clean, please contact our Customer Service.

1 Quality player

Quality music player: such as the lossless player, professional amplifier, HFI equipment...

General music player: such as cell phones computers, MP3/4...

2 Lossless music

Audio formats: it is recommended that listen ape and FLAC lossless music or high-quality to MP3 format music, good audio, headphones Before they can outputs best quality.

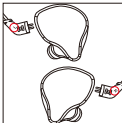
3 Will the headset is fully driven pen

KZ easy with the use of the latest burn method, complete burn in process can be!

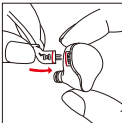
4 Best sense hearing

Enjoy the sense of hearing: The above steps are completed, burn in has been completed, the next step is to enjoy the music of the moment. Remember the initial sense of hearing, comparison. Thank you for supporting us, I wish you a happy life.

install

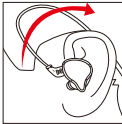


Distinguish headset direction, "L" is left, "R" is the Right

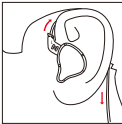


Point the wire to the plug and push it in until it fits perfectly.

Wear



Straight headphones inserted into the ear, correct wear, comfortable wear, good sound insulation performance.



Fix the headset wire behind the ear.