385mm

55mm

80mm

HAYLOU

Haylou-
Smart Watch
使用说明书

产品介绍

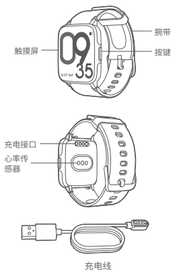

包装内容

包装内容：手表主体、充电线、说明书

激活

首次使用需要充电激活手表，将设备按照图示方式连接充电

将手表佩戴到距离腕骨约一指距离，并调整腕带的松紧到舒适位置。
提示：佩戴过松可能会影响心率传感器采集数据。

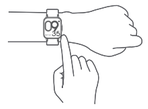

绑定

1、下载安装APP
扫描下方二维码，下载并安装嘿喽运动APP。

嘿喽运动APP二维码

APP兼容以下系统版本

iOS8.0及以上版本　Android4.4及以上版本

2、打开嘿喽运动APP，登录后进入“酷玩”页面，选择“绑定设备”> 选择“Haylou Smart Watch”> 然后按照提示进行搜索及绑定。

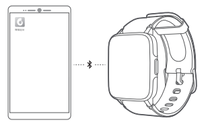

提示：请确保手机蓝牙处于开启状态。连接过程中，需将手表靠近手机。

使用

1、短按按键解锁屏幕，
2、短按按键可返回上一级页面
3、长按按键可选择结束运动

主界面操作

1、滑动屏幕不同方向进入不同的界面

2、功能介绍

SPORT	进入运动的窗口,可选择不同的运动模式。在APP上对运动模式进行删减。
H.R	进行心率监测，查看历史心率数据。
BREATH	帮助您调节呼吸，放松心情。
ALARM	查看、关闭或打开闹钟.增加闹钟需要在手机APP上操作。
MUSIC	可控制手机上的音乐播放(手表不能存储音乐) 。
STOPWATCH	可具备计时和倒数计时的功能。
RECORD	记录一天中运动时间节点。

充电

当手表提示低电量时，请及时充电

注意事项

-在手表上选择测量心率时，请在测试过程中保持手腕静止。
-手表的防水级别为IP68，可以在沐浴、泳池游泳时佩戴，但不适用于桑拿和潜水。
-手表的物理按键及触摸屏幕不支持在水下操作。当手表沾水后，请将表面水洗用软布擦干后再进行操作。
-日常使用中应避免手表佩戴过紧，请保持手表接触部位的干爽，并定期用清水清洗腕带。如接触部位出现红肿等状态时，请立即停止使用并咨询医生。

基本参数

产品名称：Haylou Smart Watch
电池容量：210 mAh
产品型号：Haylou- LS01
电池类型：锂离子聚合物电池
主体净重：34g
充电电压：5V
主体尺寸：40.9 x 35.7 x 11.6mm
防水等级：IP68
腕带材料：TPU
工作温度：-20℃ ~ 45℃
无线连接：蓝牙4.2 BLE版
可调节长度：155-216mm
执行标准：Q/LS 3-2019
支持系统：Android 4.4或ios 8.0及以上版本 的设备

合格 RoHS

售后服务与支持

保修期：
自产品购买之日起12个月(请妥善保管购买凭证)

免费服务：

在产品保修期内，凡属产品本身质量引起的故障，请用户凭购买凭证与经销商取得联系以享受售后服务。

如有任何产品损害或瑕疵非可归责于产品质量本身，则不在保修范围内。有下列情形者不属于保修范围内：

1、因天灾、地震、雷击、异常电压、环境因素而发生之故障或毁损的。
2、自行或委托未经原厂授权维修之厂商拆卸、改装或更换非原厂零件。
3、未按使用手册操作或因人为使用不当而造成损坏者，如产品浸水、腐蚀、掉落、挤压或露在异常湿湿度环境下。

制造商：东莞市猎声电子科技有限公司
制造商地址：东莞市南城街道周溪社区隆溪路5号高盛科技园二期之高盛科技大厦第13层1303、1305、1306单元
生产厂：深圳市爱都科技有限公司
生产厂地址：深圳市龙华区大浪街道新石社区丽荣路1号昌毅工业厂区3栋十一层
网址：www.haylou.com
客服电话：4008-555-083

Haylou Smart Watch售后服务

Haylou Smart Watch售后服务承诺严格按照《中华人民共和国消费者权益保护法》、《中华人民共和国产品质量法》实行售后三包服务，服务内容如下:
在三包有效期内，您可凭购物凭证依照本规定享受免费的修理、更换、退货的权利。
1、自您购买之日起7日内，本产品出现故障，经由Haylou售后服务中心确定为产品质量问题，可享受修理、更换、退货的服务。
2、自您购买之日15日内，本产品出现故障，经由Haylou售后服务中心确定为产品质量问题，可享受修理或更换的服务。
3、自您购买之日起12个月内，本产品出现故障，经由Haylou售后服务中心确定为产品质量问题，可享受修理的服务。

Haylou Smart Watch三包凭证

产品型号				
用户信息	用户姓名		购买日期	
	联系电话		邮政编码	
	用户地址			
购买信息	销售单位			
	订单编号			

以下情况不属于三包范围：

1. 使用造成的正常磨损脏污如：刮痕、腕带颜色改变；及因接触化学试剂、接触尖锐物体、掉落、挤压等人为因素导致顺损坏；
2.未经授权的维修、误用、掉落、疏忽、滥用、进液、事故改动、不正确的使用非本产品配件，或腐蚀、涂改标贴、防伪标记；
3.已超过三包有效期；
4.因不可抗力造成的损坏；
5.不符合《Haylou Smart Watch 性能故障表》所列性能故障的情况；
6.因人为原因导致本产品及其配件产生《Haylou Smart Watch性能故障表》所列性能故障

Haylou Smart Watch 性能故障表

名称	性能故障
手表主体	说明书所列功能失效 屏幕不显示 震动失效 无法与指定设备同步 触摸屏失效
充电线	无法正常给手表充电

产品中有害物质的名称及含量

部件名称	有害物质								
	铅 Pb	汞 Hg	镉 Cd	六价铬 Cr (VI)	多溶联苯 PBB	多溶二苯醚 PBDE	邻苯二甲酸丁苯酯 DBP	邻苯二甲酸二(2-乙基)己酯 DEHP	邻苯二甲酸丁苄酯 BBP
耳机主体	X	O	O	O	O	O	O	O	O
电　池	O	O	O	O	O	O	O	O	O
耳　套	O	O	O	O	O	O	O	O	O
配　件	O	O	O	O	O	O	O	O	O
充 电 线	X	O	O	O	O	O	O	O	O

本表格依据SJ/ T 11364的规定编制
O: 表示该有害物质在部件所有均匀材质中的含量均在(EU)2015/863规定的限量要求以下。
X: 表示该有害物质至少在该部件的某一均质材料中的含量超出(EU)2015/863规定的限量要求，但目前行业无成熟的替代方案。在豁免范围的符合欧盟ROHS指令的环保要求。

使用年限
如本手册所述，在正常使用条件下，本产品的环保使用期限为10年。在此期间，产品不会泄露任何危险物质，本产品可以回收，必须按照当地法规处理。

55mm

80mm

HAYLOU

Haylou-
Smart Watch
User Manual

Overview

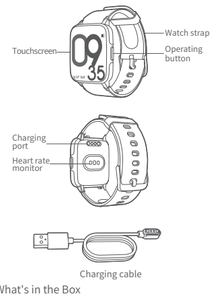

What's in the Box

Smart watch, charging cable, user manual

Activating

For first time use, please charge to activate the watch as per the figure below.

Put on the watch and make sure it stays one finger far from your carpal. Adjust the watch to fit comfortably around your wrist.
Heart rate monitoring may be affected if you wear your watch too tightly or loosely.

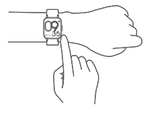

Pairing

1. Download and Installation
Scan the following QR code to install Haylou Sport App

Haylou Sport App

Availability

IOS8.0 and above　Android4.4 and above

2. Open the app, register your account then enter Cool Play. Go to " Pairing" > Haylou Smart Watch, then follow instructions to pair the watch with your phone.

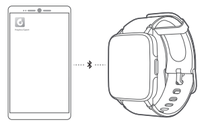

Note: please make sure your phone's Bluetooth facility be on; Keep the watch close to your phone when pairing.

How to Use

1. Press the operating button to unlock the screen
2. Press the operating button to return to the last screen
3. Hold the operating button to enter sport screen, where you can terminate sport mode.

Main Screen

1. Swipe screen toward different direction to enter sub-screen accordingly

2. Functions

SPORT	Choose sport mode in sport screen Edit sport modes in the App。
H.R	Activate heart rate monitoring and view records
BREATH	Help control your breath relaxing yourself
ALARM	Turn on/off alarm clock ; New alarm clock can only be added by the App
MUSIC	Control music stored in your phone (the watch has no room for music)
STOPWATCH	Stopwatch and timer
RECORD	Record your workout spans during a day

How to Charge

Please charge the watch when low battery warns

Notes

- Please keep the watch still, when using heart rate monitoring.
- The watch is within IP68 waterproof, which allows you to wear it for water-related activities such as swimming and showering.Yet do not wear it for diving or sauna.
- Nether operating button nor touchscreen is available under water. Please wipe up the watch before use, if it is wet.
- Do not wear the watch too tight; Keep the watch and wrist clean and dry. Wash the strap with clean water periodically. If any allergy found on your wrist, please stop using the watch and consult a doctor immediately.

Basic Parameters

Product name: Haylou Smart Watch
Battery capacity: 210 mAh
Model:Haylou- LS01
Battery type: li-ion
Main body weight: 34g
Charging voltage: 5V
Size: 40.9 x 35.7 x 11.6mm
Waterproof: IP68
Strap material: TPU
Working temperature: -20°C~45°C
Wireless connection: Bluetooth v4.2 BLE
Length range of the strap: 155-216mm
Perform standard: Q/LS 3-2019
Supporting system: Android 4.4 or IOS 8.0 above

Address：Floor 11,Building 3,Changy 1 industrial factory, No.1 Lirong Road,xinshi community Dalang Sub-district, Longhua District,Shenzhen City,China
Manufacturer：Dongguan Liesheng Electronic Co., Ltd.

Warranty Card

Warranty Period
12 months after you purchase this item.(or you may inquire your local shopper for more details.)
Free Service:
Supposing any defects caused by quality issues occur within the warranty period, please take this warranty card and purchase receipts to your distributor for free exchange service.

Model Number:
Date of Purchasing:
User's Name:
User's Phone:
User's Address:
Shop's Name:
Shop's Address:
Comments:

Free exchange service will not be accessed under following circumstances：
1. Damages caused unauthorized disassembly.
2. Defects or physical damages caused by leaking or dropping off.
3. Damages by act of God.
Supposing your item is within any damages or defects except the above circumstances, please return to us or your distributor for free repairing.

Hazardous substances and their contents in the item

Part Name	Hazardous Substances								
	Pb	Hg	Cd	Cr (VI)	PBB	PBDE	DIBP	DEHP	DBP	BBP
Main body	X	O	O	O	O	O	O	O	O	O
Battery	O	O	O	O	O	O	O	O	O	O
Ear tips	O	O	O	O	O	O	O	O	O	O
Accessories	O	O	O	O	O	O	O	O	O	O
Charging cable	X	O	O	O	O	O	O	O	O	O

This form is made by SJ/T 11364 regulation.
O：means that hazardous substance content in the homogeneous materials of this part is within the limits of (EU) 2015/863 regulation .
X：means that hazardous substance content in ,at least, one certain homogeneous material of this part is beyond the limits of (EU) 2015/863 regulation ,but there is no mature alternative in the industry at present, it still conforms to the EU ROHS Directive in the scope of exemption.

Tips

1. Before using the smart watch, please read the manual carefully and keep it for future references.
2.The item need to be fully charged prior to first-time use.
3. If the item is left unused for over two weeks, please recharge it periodically.
4. Please use the chargers made by qualified manufacturer.

Caveats

1. Never disassemble or modify your item for any reasons to avoid any damages and danger.
2. Do notstorethe item in extreme temperatures (under -20°C or over 50°C).
3. Avoid using the item close to the eyes of children oranimals.
4. Do not use this item during a thunderstorm to avoid irregular function and increased risk of electricshock.
5. Do not use harsh chemicals or strong detergents to clean the item.

FCC Statement

This equipment has been tested and found to comply with the limits for a Class B digital device, pursuant to Part 15 of the FCC Rules. These limits are designed to provide reasonable protection against harmful interference in a residential installation. This equipment generates uses and can radiate radio frequency energy and, if not installed and used in accordance with the instructions, may cause harmful interference to radio communications. However, there is no guarantee that interference will not occur in a particular installation. If this equipment does cause harmful interference to radio or television reception, which can be determined by turning the equipment off and on, the user is encouraged to try to correct the interference by one or more of the following measures:
– Reorient or relocate the receiving antenna.
– Increase the separation between the equipment and receiver.
– Connect the equipment into an outlet on a circuit different from that to which the receiver is connected.
– Consult the dealer or an experienced radio/TV technician for help.

This device complies with part 15 of the FCC Rules. Operation is subject to the following two conditions: (1) This device may not cause harmful interference, and (2) this device must accept any interference received, including interference that may cause undesired operation.

Changes or modifications not expressly approved by the party responsible for compliance could void the user's authority to operate the equipment.

合格 RoHS